

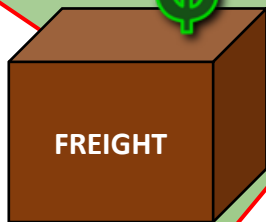
MR-750™ Loading Ramp Purchasing Guide

Inside this Guide:


The Top 3 Reasons why the MR-750™ Ramp is a great choice for your box truck!



3 Ways to
Save on
Shipping
Cost!



FREIGHT



Measuring Your
Box Truck to
Ensure the Best
Fit for Your MR-
750™ Ramps!

The Top 3 Reasons why the MR-750™ Ramp is a great choice for your box truck!



1. Fast, Safe, and Easy

The MR-750™ loading ramp for box trucks makes loading lawn equipment, tools or cargo *fast, safe and easy*.



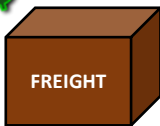
2. One Person Operation

The spring-loaded, folding design of the MR-750™ loading ramp allows *anyone* to *quickly* raise and lower the ramp.



3. Strong and Wide

Install two MR-750™ loading ramps side-by-side for a **1500 lb.** weight rating and up to an 8 ft. wide ramp platform.



3 Ways to Save on Shipping Cost!

1

Ship to a commercial address and have a loading dock or forklift available to unload the ramp pallet, OR

2

Pick up the ramp at the nearest FedEx Freight location, OR

3

Come pick up the ramp at our shop: 1610 Peach Parkway, Fort Valley, GA 31030

Measuring Your Box Truck to Ensure the Best Fit for Your MR-750™ Ramps!

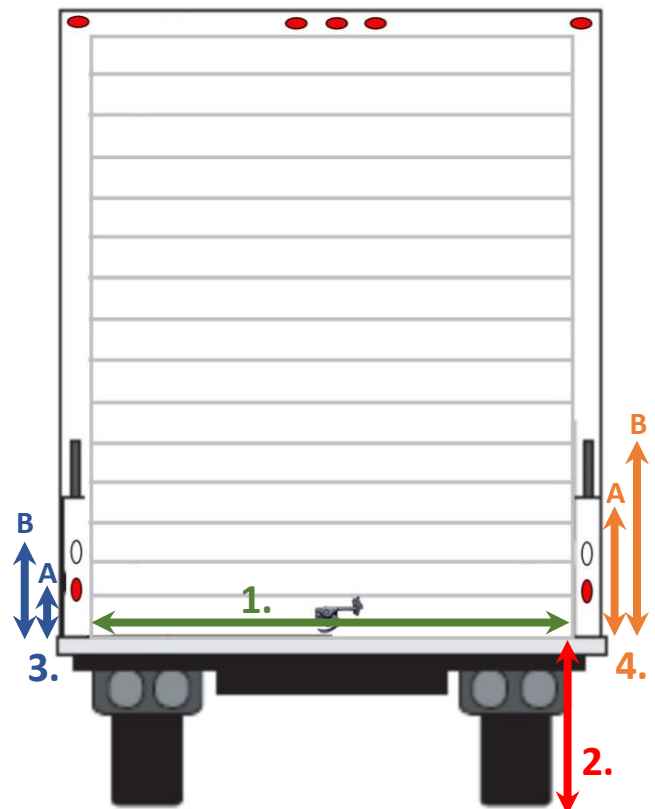
Please provide the following measurements and information so that we can help you select the best fitting ramps for your box truck! **For additional instructions, watch the measurement guide videos at: <https://superboxtruckramps.com/faq>**

1. Measure the interior door opening width _____ inches
2. Measure the height from the ground to the top of the floor of the truck (cannot exceed 40") _____ inches
3. Are the tail/reverse/brake lights on the back of your truck under the body? YES ___ NO ___
 - If your rear lights are on the vertical door frame post, measure from the top of the floor to the bottom of the light assembly (3A) and from the top of the floor to the top of the light assembly (3B). _____ inches to bottom (3A)
_____ inches to top (3B)
4. Are there any grab handles on the rear of your truck? YES ___ NO ___
 - If there are, measure from the top of the floor to the bottom of the grab handle (4A) and from the top of the floor to the top of the grab handle (4B). _____ inches to bottom (4A)
_____ inches to top (4B)

Recommended MR-750™ Ramp Sizes Based on Interior Door Width

Interior Door Width	Recommended Ramp Size
82" – 84"	1 set (left and right side) of 39.5" ramps
85" – 87"	One 39.5" ramp AND one 43.5" ramp
88" – 90"	1 set (left and right side) of 43.5" ramps
91" – 97"	Custom Set Needed
Less than 82"	Custom Set Needed

*****Please note: MR-750™ Ramps are NOT intended for use with 3-wheeled mowers or machinery.*****



Complete this page to receive your custom MR-750™ Ramp and shipping quote!

Please note: All ramps are built and shipped on a first come, first serve pre-pay basis. You can pay online, by phone or through this form to order your ramps!

Name: _____

Company Name: _____

Full Shipping Address: _____

City: _____ State: _____ Postal Code: _____

Country: _____ Do you have a forklift or loading dock? Y___ N___

Phone: _____ Fax: _____

E-mail: _____

Master Card ___ Visa ___ American Express ___ Discover ___

Credit Card #: _____

Expiration Date: _____ CVC: _____

Signature _____ Date: _____

Billing Address (if different from shipping address): _____

City: _____ State: _____ Postal Code: _____

Country: _____

Providing this information gives your permission for Super Lawn Trucks to contact you regarding related information via mail, e-mail, fax and phone. By not specifying a credit card, you authorize Super Lawn Trucks to charge an active card on file.

Please e-mail or fax pages 2 and 3 **along with a picture of the back of your box truck** to sales@superlawntrucks.com or 478-822-9707. Feel free to contact us at 866-923-0027 with any questions. We look forward to building your MR-750™ Loading Ramps!